

KINDERGARTEN  
1ST GRADE  
2ND GRADE

# SQUIGGLY WRITING

CREATE A PICTURE FROM THE  
SQUIGGLY LINE ON THE PAGE.

FOR KINDERGARTEN, WRITE A  
SENTENCE ABOUT YOUR PICTURE.


FOR 1<sup>ST</sup> AND 2<sup>ND</sup> GRADE, CREATE A  
STORY ABOUT YOUR PICTURE.

# TABLE OF CONTENTS

EXAMPLE	3
SQUIGGLY WRITING	4
EXTRA WRITING PAGES	14

# EXAMPLE

## SQUIGGLY WRITING




This is Pam.

Pam likes

cats.

# SQUIGGLY WRITING


Create a picture using the squiggly line. Write a sentence or a story about your picture.



Four sets of handwriting lines, each consisting of a solid blue top line, a dashed red middle line, and a solid blue bottom line.

# SQUIGGLY WRITING

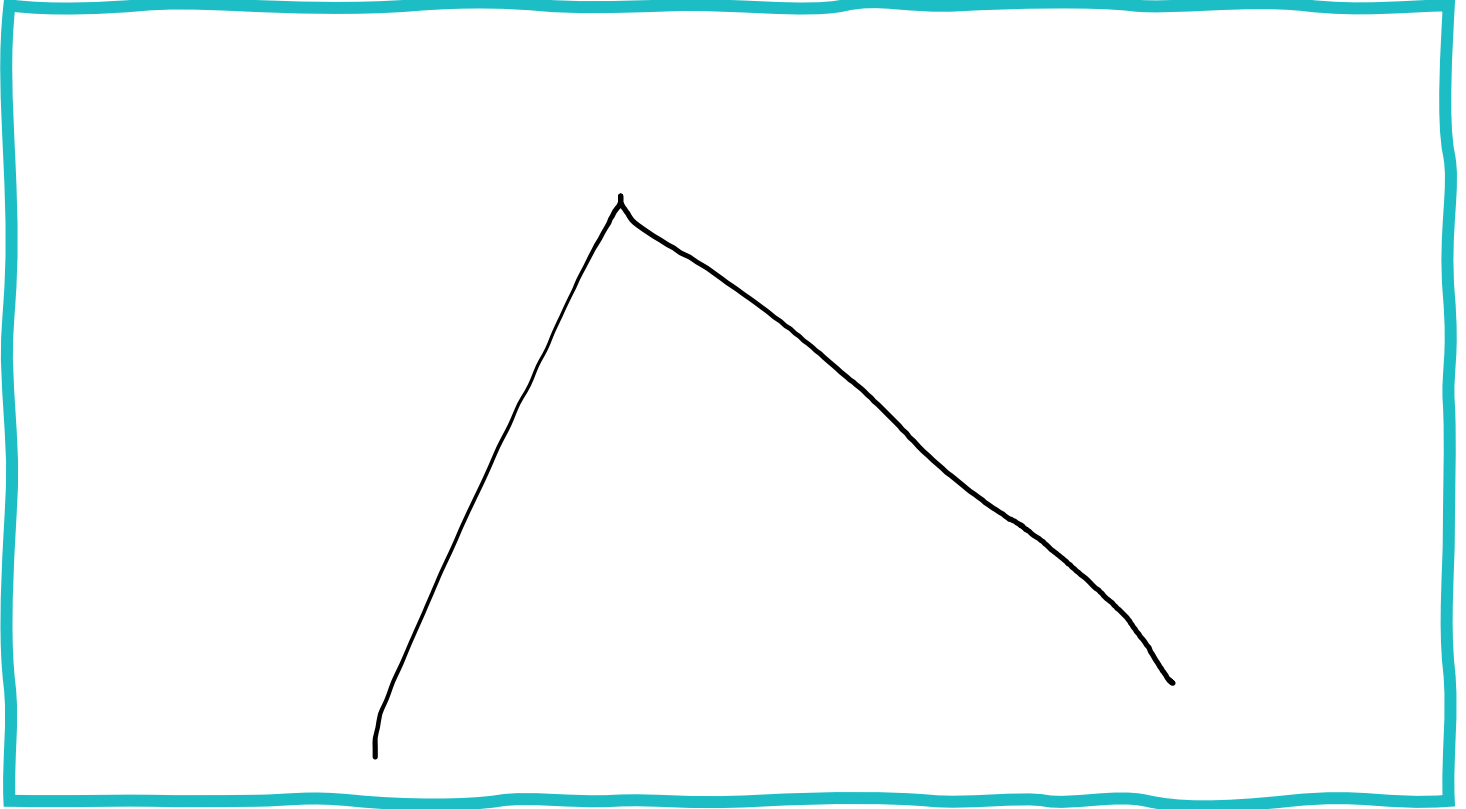
Create a picture using the squiggly line. Write a sentence or a story about your picture.



Four sets of primary writing lines, each consisting of a solid top line, a dashed middle line, and a solid bottom line.

# SQUIGGLY WRITING


Create a picture using the squiggly line. Write a sentence or a story about your picture.



Four sets of horizontal writing lines. Each set consists of a solid blue top line, a dashed red middle line, and a solid blue bottom line.


# SQUIGGLY WRITING

Create a picture using the squiggly line. Write a sentence or a story about your picture.



# SQUIGGLY WRITING

Create a picture using the squiggly line. Write a sentence or a story about your picture.

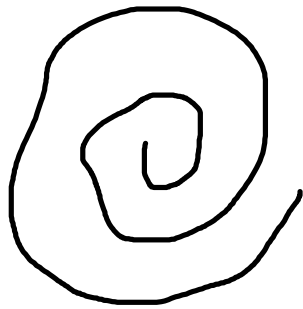


Four sets of handwriting lines, each consisting of a solid top line, a dashed middle line, and a solid bottom line.




# SQUIGGLY WRITING

Create a picture using the squiggly line. Write a sentence or a story about your picture.



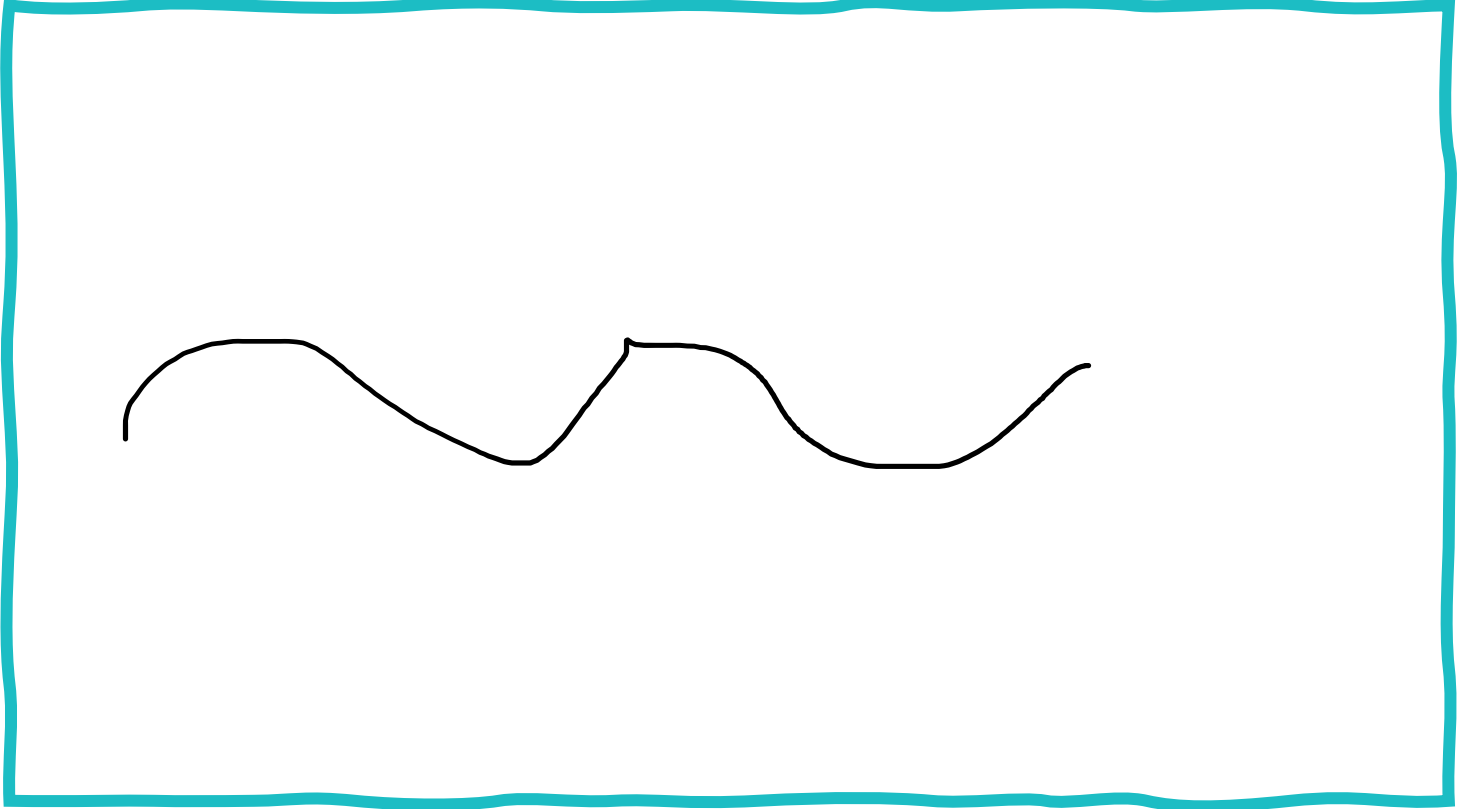
# SQUIGGLY WRITING

Create a picture using the squiggly line. Write a sentence or a story about your picture.



# SQUIGGLY WRITING

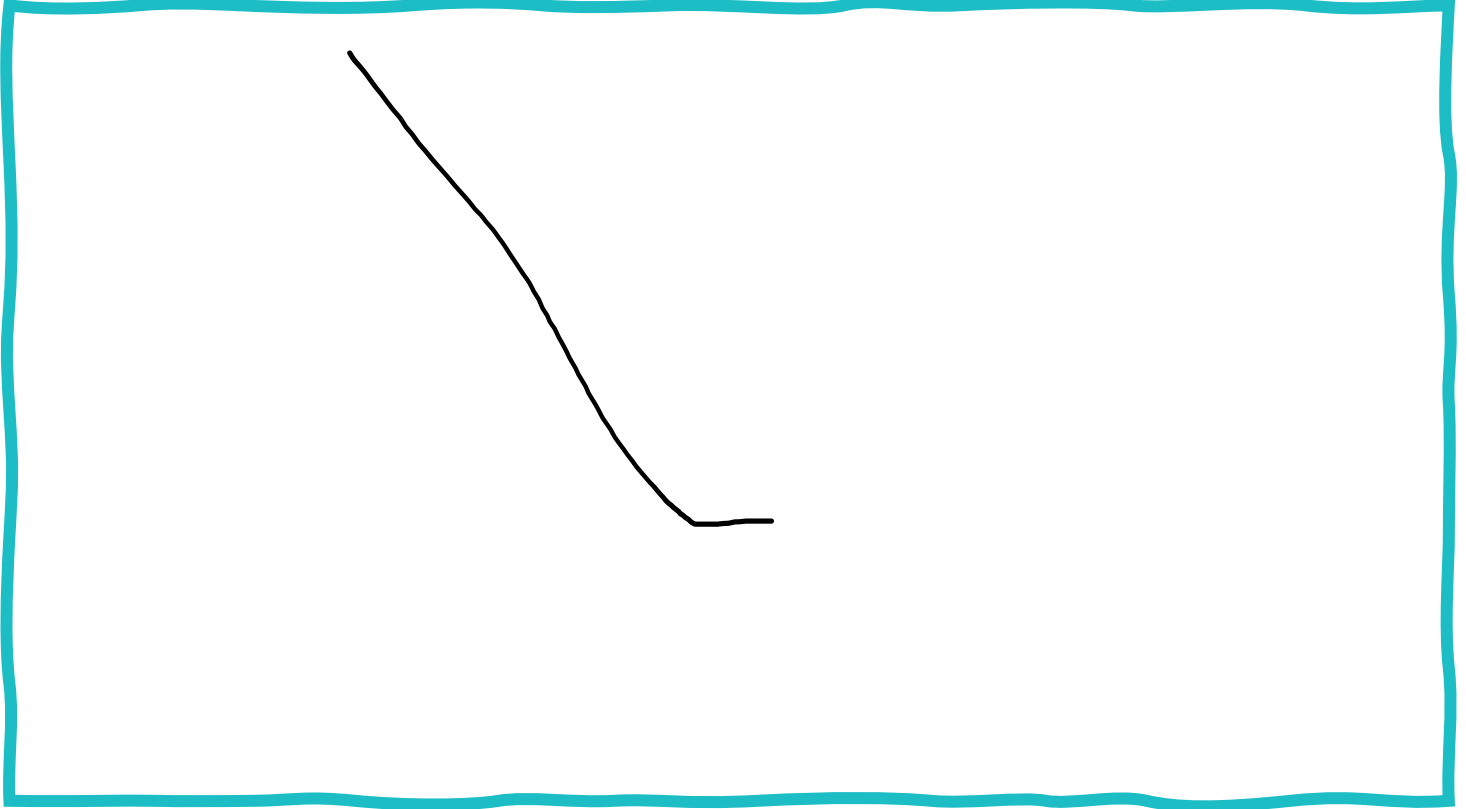
Create a picture using the squiggly line. Write a sentence or a story about your picture.



Four sets of horizontal writing lines. Each set consists of a solid top line, a dashed middle line, and a solid bottom line, providing a guide for letter height and placement.

# SQUIGGLY WRITING


Create a picture using the squiggly line. Write a sentence or a story about your picture.



Four sets of primary writing lines, each consisting of a solid top line, a dashed middle line, and a solid bottom line.


# SQUIGGLY WRITING

Create a picture using the squiggly line. Write a sentence or a story about your picture.



Four sets of handwriting lines, each consisting of a solid top line, a dashed middle line, and a solid bottom line.

# EXTRA WRITING PAGES



Four sets of primary writing lines. Each set consists of a solid blue top line, a dashed red middle line, and a solid blue bottom line, providing a guide for letter height and placement.

